

Optimizing Students' Preparation for Class

Just-in-Time Teaching (JiTT)

A. Gavrin, IUPUI

http://webphysics.iupui.edu/nfw_summer19/index.html

A few of your comments

- Chris: “I am curious about effective implementations. How long is too long from submission to feedback?...”
- someone: “Adjusting teaching plans within the final few hours before a lesson sounds extremely difficult. How can we implement these ideas without overburdening ourselves?”
- Frog: “I would like to discuss about ways we could effectively use student feedback on these JiTT exercises.”
- Amy Pond: “but how should we balance the tension between the "ideal" warm up and one which can be graded or reviewed efficiently? “

Outline

- Introduction
- Implementation
- Final thoughts
- Getting student great evaluations

Goals

- Give you a JiTT “experience”
- Give you a sense of why JiTT is effective
- Enable you to put JiTT into practice
- Introduce you to some resources
- Prepare for the “Going Deeper” session

The (original) settings

- IUPUI: Large, public, urban university
 - 30,000 students, almost 100% live off campus
 - Most work > 25 hours/week
- US Air Force Academy: Military College
 - All students take physics, even history majors
 - All play sports, train for military
- Davidson College: Small liberal arts college
 - Highly selective
 - Small classes

Outline

- Introduction ✓
- Implementation
 - What JiTT is
 - What makes a good warmup exercise
 - Using students' responses
- Final thoughts
- Getting student great evaluations

What is JiTT?

- Jing: “uses the feedbacks from students' pre-class assignments to *adjust the teaching*.”
- Olga: “The students do an online exercise ...before class, the instructor reviews the results and then *adjusts the class material* accordingly”
- a participant: “JiTT is a pedagogical technique designed to produce *better learning outcomes* by having students engage in a topic before the class,...”
- User1983: “JiTT *enhances classroom learning* for students by requiring a warmup exercise, performed less than 1 day before class, that gets students *thinking...*”

Which is more important?

- Enhancing the lecture by **helping the students'** study, giving them focus, piquing their interest, etc...

or

- Enhancing the lecture by **helping the professor** adjust the material, use quotes from student work, etc...

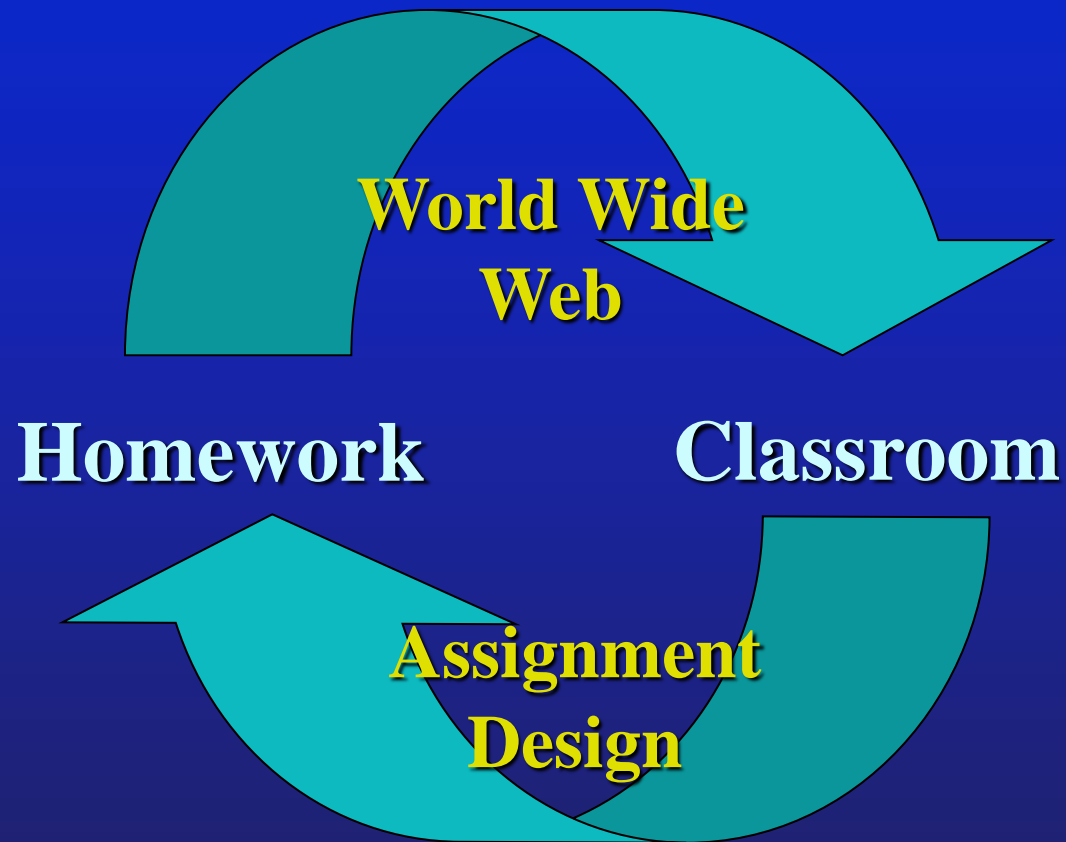
Digression

- JiTT described in your words
- “preview” of important concepts
- Jargon already familiar (JiTT, Warmup)
- Big idea (connect class to HW) already present

Lightning summary

- **Use Warmup exercises to**
 - Motivate and improve preparation
 - Help faculty focus class
- **WarmUp = Online, pre-class reading quiz:**
 - Due few hours before class
 - A few open-ended conceptual questions
 - Cover that day's material
 - Provide “conversation starters”

Just-in-Time Teaching (JiTT)



Example

- *Question: Is it possible to add heat to an ideal gas without changing its temperature? If it is possible, please explain how it is done.*
 - “It is not possible because the internal energy of an ideal gas only depends on the temperature.... the internal energy will increase when the temperature rises....”
 - “If you add heat to a system while the system is doing the corresponding amount of work, the temperature will not change.”
 - “It is possible to add heat to an ideal gas without it changing its temperature by the gas receiving the heat, and the atoms of that gas getting excited enough to disperse that heat as fast as they receive it...”

More Examples

- In a few sentences, explain what an "impulse" is, and how it can be calculated.
- A ford Mustang weighs about 3500 pounds, and can accelerate from 0-60 MPH in about 5 seconds. What force is responsible for this acceleration? What is its approximate magnitude?
- In a sentence or two, please describe the difference between "gauge pressure" and "absolute pressure? When would you want to use each?

Impulse responses

- impulse is the change in momentum over time. it can be calculated by integrating force as a function of time
- ...its the force integrated over the time period or the change in momentum in that time period.
- An impulse is a large amount of force that acts on an object of a short amount of time.
- An impulse is the moment at which two objects initially collide and exert enormous force upon each other.

What does the book say?

IMPULSE

When two objects collide, they usually exert very large forces on each other for a very brief time. The force exerted by a baseball bat on a ball, for example, may be several thousand times the weight of the ball, but this enormous force is exerted for only a millisecond or so. Such forces are sometimes called *impulsive forces*....

Outline

- Introduction ✓
- Implementation
 - What JiTT is ✓
 - What makes a good warmup exercise
 - Using students' responses
- Final thoughts
- Getting student great evaluations

What makes a good Warmup?

- Sunny: “...It should be within the reach of the students, so they don't feel unable to tackle it, but it should be enticing and exciting, so they become curious...”
- Orion: “Engage students and cause them to grapple productively with a concept or idea..”
- N/A: “...questions should be conceptual, thought-provoking, and open ended. These questions should be helpful to increase the learning during the class time..”
- Sher: “...ask them to relate the topic to something they are really interested in they deal with in real life. ”

Online archive of Warmup exercises

http://webphysics.iupui.edu/warmup/physics_archive.html

- Introductory physics (2 semester sequence)
- Statistical/Thermal Physics (2 sets)
- Intermediate Mechanics (2 sets)
- Modern Physics, Quantum Mechanics
- Intermediate E&M (2 semester sequence)
- Mathematical Methods
- Optics, Intro Astronomy
- **Needed: Condensed matter, other specialties...**

Test drive

- Write one warmup question you can use.
- Target the course you will likely teach next
- You have three minutes, go!

Outline

- Introduction ✓
- Implementation
 - What JiTT is ✓
 - What makes a good warmup exercise ✓
 - Using students' responses
- Final thoughts
- Getting student great evaluations

Choosing and using student responses

- **Always say something positive**
 - This is true, but what if something else occurs simultaneously...
 - This makes sense, but something is missing...
 - This is a great response... how would we know how much heat to add?
 - This is correct, but the reasoning isn't quite right...
 - This has a great beginning, but more could be added...

Choosing and using student responses

- **Peer Instruction/Think-Pair-Share**
 - Question 3 on the last warmup was pretty tough. Now that we've talked about it, let's do it again with clickers (or cards!)
 - Here's a clicker question based on the warmup
 - Here are three answers to last night's warmup, which is the best?

Choosing and using student responses

“A student gives a warmup response that is seriously incorrect, indicating a deep misunderstanding of the topic. In your opinion, the best thing to do is to...”

- a. Point out the mistake in class: 74%
- b. Contact the student by email: 5%
- c. No need to address every misunderstanding individually: 13%
- d. None of the above: 8%

Why?

- Benjamin: “...it is important that the mistake is being discussed. Other students might have questions/comments...” (choice a)
- rasha: “Students are too self aware. Discussing a particular mistake might make them feel targeted. Approaching it as a general problem seems to be more positive.” (choice c)

Tips and Pitfalls

- Explain methods and purpose on first day
- No need to review all responses before class: sample for “useful” quotes, grade later
- Focus on students strengths, too, not just misconceptions and other problems.
- Use answers from many students: not favorites.
- Do not “isolate” warmups – use throughout session
- Must be routine. Don’t start/stop mid-semester
- Upper level students can handle more “exploratory” questions, connections to prerequisites
- Faculty cedes some control!

Results

- Students better prepared for class
 - Familiar with jargon
 - Given thought to ideas
- Faculty better prepared for students
 - Misconceptions identified
 - Just in time adjustment to coverage
- Class time spent more productively
 - Students interact during class

Outline

- Introduction ✓
- Implementation ✓
- Final thoughts
- Getting student great evaluations

Going Deeper:

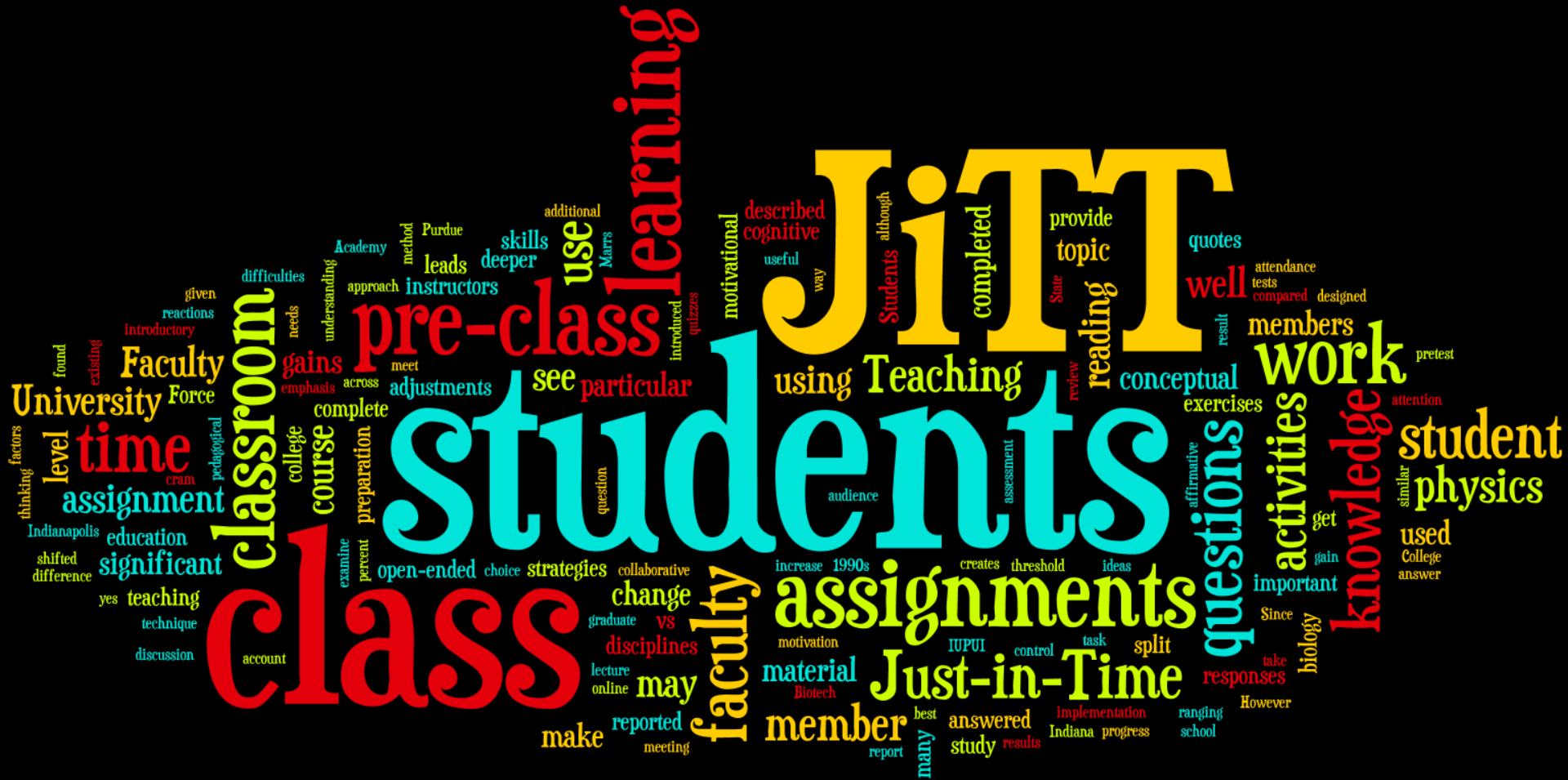
- Completely hands on—I have no more slides!
- Writing warmup assignments
 - Planning the assignment
 - Writing questions
- Using student responses
 - What to say
 - How to say it

Summary

- JiTT is based on feedback between homework and classroom
- WarmUp exercise: a pre-class, online reading quiz
- Improved study habits, retention, content knowledge, morale.
- Instructor knowledge of student difficulties
- Easily adopted and adapted


How to get great student evaluations

- First five minutes are critical!
- Earn trust—take time on the first day of class to explain what you are doing and why.
- Be a leader—college is hard, and students look to you for motivation, don't disappoint them.
- Build a team—let students know that you and they are working towards a common goal.
- Hold yourself and your students to high standards—if you work hard, they will too.



Chemistry example

This picture depicts matter at the submicroscopic level. Describe what you see and take a guess as to what the identity of the substance is.



- “The particles are well spaced out so I would guess the substance to be a gas. The substance is a gas composed of 2 elements that are in an equal ratio.”
- “After reading Chapter 1 in the book I would guess that the substance is water in the form of a solid because the atoms are in order. However, I could be wrong because I think the atoms in a solid might be closer together.”

Outline

- The Challenges ✓
- Just-in-Time Teaching ✓
 - Background ✓
 - implementation ✓
 - Aside: How to get great student evaluations ✓
- Assessment ✓
- Getting started

Study Habits (N=155, biology)

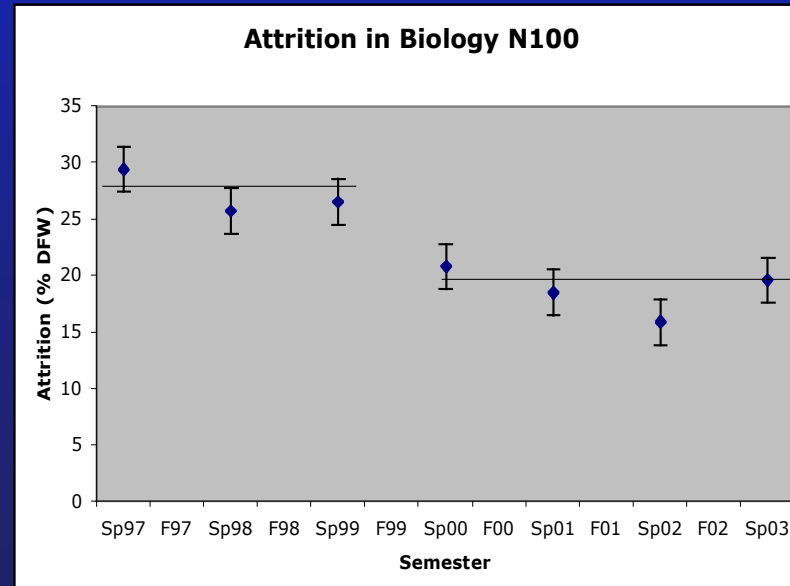
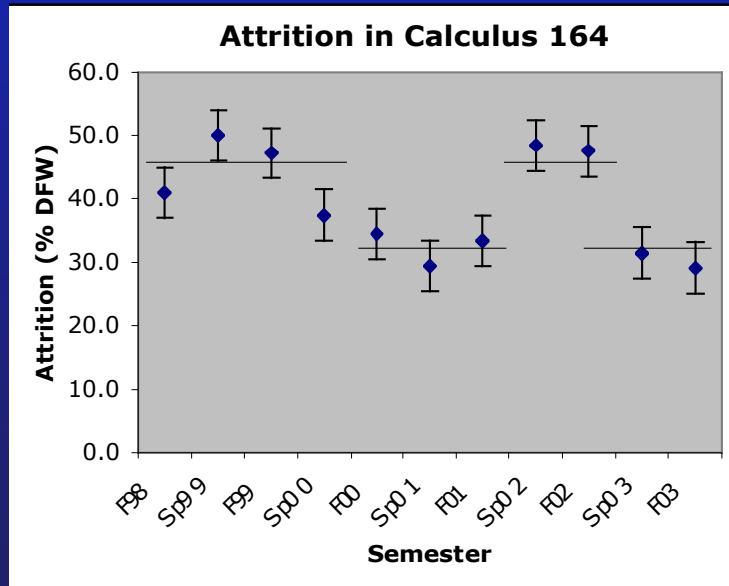
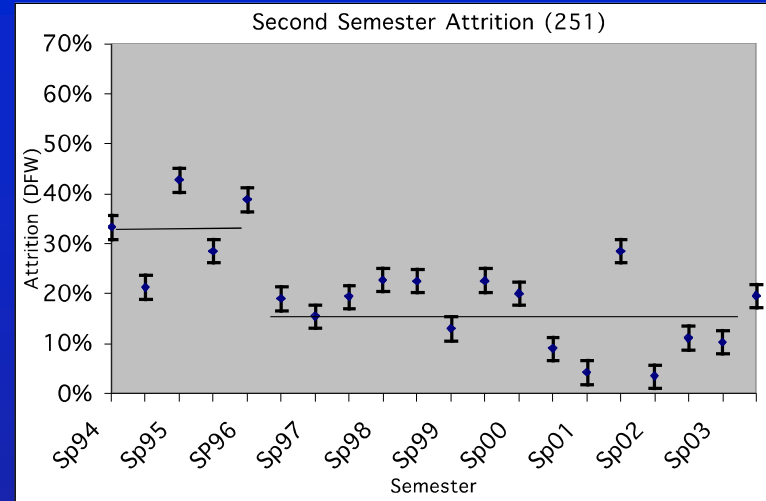
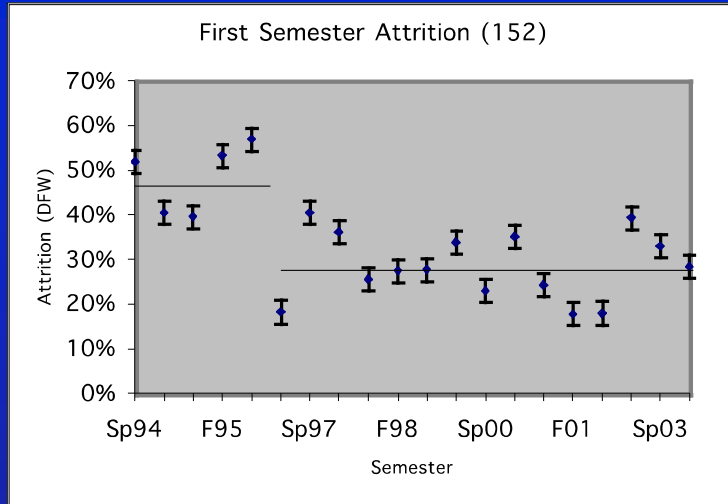
Q1 Do the WarmUps help you stay caught up?

Q2 Do you “Cram” before tests in this course?

Q3 Do you “Cram” in your other courses?

	1- Yes	2- Yes	3- Yes
“A” students	85%	14%	43%
“B” students	89 %	39%	61%
“C” students	89%	47%	68%
“D” students	84%	68%	68%
“F” students	92%	58%	58%

Retention (N~80-150/semester)



Cognitive (biology, N~200)

Final exam questions tied to...	% Gain (Post%-pre%)	Average Normalized Gain
no interventions	%G = 15% (25%-10%)	$\langle g \rangle = 0.167$
additional homework problems	%G = 17% (35%-18%)	$\langle g \rangle = 0.207$
WarmUp or cooperative learning questions	%G = 45% (59%-14%)	$\langle g \rangle = 0.511$
WarmUp and cooperative learning questions	%G = 56% (68%-12%)	$\langle g \rangle = 0.636$

Affective (E&M, N~60)

1. Do you feel that the warm-up assignments helped your professor make good use of the classroom time?	Yes 47 87%	No 7 13%
2. Do other professors have better ways to determine how class time should be used?	Yes 14 26%	No 40 74%
3. Do you feel that the warm-up assignments helped your professor focus on important topics in class?	Yes 49 91%	No 7 13%
4. Do your other professors have effective methods for focusing on important topics in class?	Yes 33 61%	No 21 39%
5. Did the warm-up assignments help your professor get a good feel for what the students know?	Yes 42 81%	No 10 19%
6. Do your other professors have effective methods for getting a feel for what their students know?	Yes 20 38%	No 33 62%
7. Do you think the warm-up assignments help your professor get students involved during the lecture?	Yes 37 70%	No 16 30%
8. Do your other professors have effective methods for getting their students involved in lecture?	Yes 23 43%	No 31 57%

Student Comments

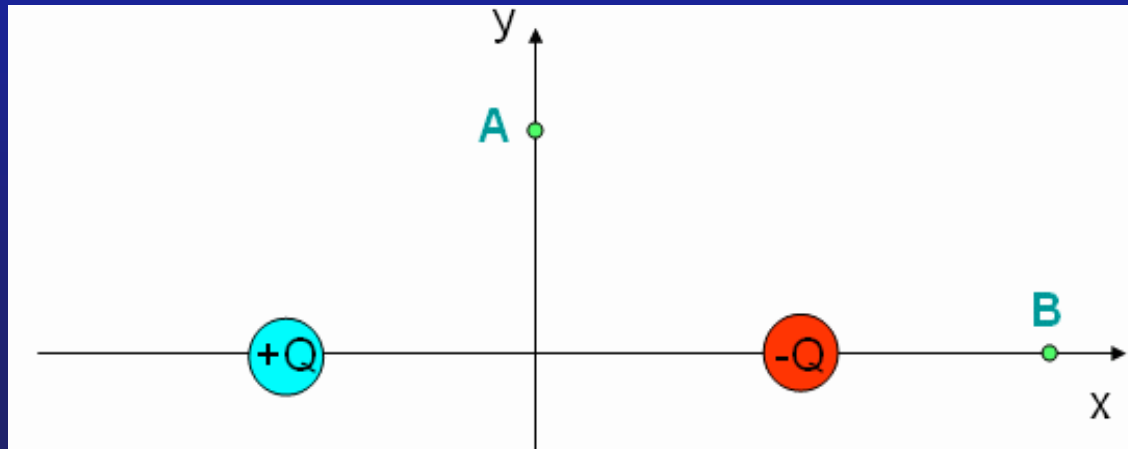
- “This was a fantastic course. It was the hardest course I’ ve taken yet, but also the most fun.”
- I think the WarmUps are a good idea because they give students a chance to think about the material prior to lecture.
- "This course was very well structured. It was obvious that a lot of time was spent in preparation for it.”
- "152 & 251 have made me reach more than any courses I have taken.”
- Don’ t tell anyone, but I think I will greatly miss my physics class.

smartPhysics checkpoint

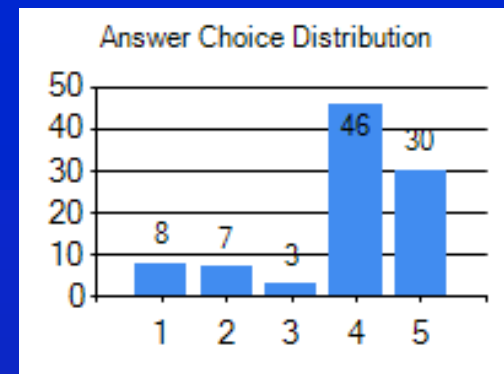
1. Two equal, but opposite charges are placed on the x axis. The positive charge is placed at to the left of the origin and the negative charge is placed to the right, as shown in the figure. What is the direction of the electric field at point A?

a) up b) down c) left d) right e) zero

2. Explain your reasoning



smartPhysics output



Aaron (aaron@iupui.edu)

- 1) 4
- 2) the field from Q^+ points up and to the right, while Q^- points down and to the right therefore when adding them together it points to the right.

Beatrice (beatrice@iupui.edu)

- 1) 4
- 2) point A is equidistant from each charge and they would therefore cancel out

Ada (ada@iupui.edu)

- 1) 2
- 2) The charges will cancel out so the direction of the force will be down

Ahmed (ahmed@imail.iu.edu)

- 1) 4
- 2) the field is toward the negative charge and away from the positive charge which makes the direction to the right