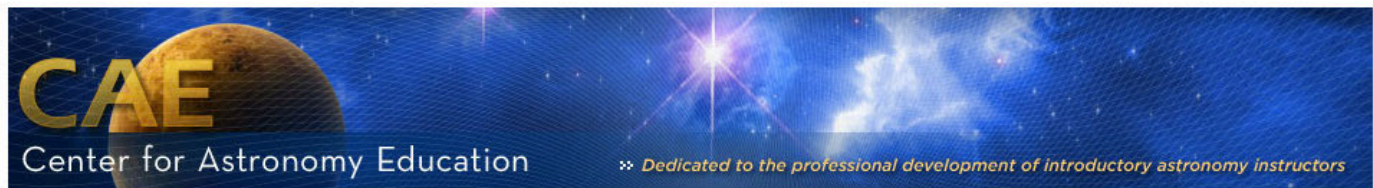


CAE's Tier I Teaching Excellence Workshop

**Implementation of Lecture
Tutorials**

**Ed Prather
& Gina Brissenden**





- Home
- Workshops
- Instructional & Workshop Materials
- Astrolrmer@CAE
- Teaching Strategies
- CATS
- College Locator
- CAE AAS Plenary Talk
- Publications
- CAE on Facebook
- Seeing the Universe
- Outside Resources
- About Us
- Contacts
- Join Our Mailing List

Think-Pair-Share:
A Revised "How-To" Guide


Faculty often ask us what they can do to "get out of lecture mode" in their classrooms. After completing a CAE Teaching Excellence Workshop, participants commonly report back that Think-Pair-Share is the technique they plan to try first. We agree it's a great place to start! So how do you effectively implement Think-Pair-Share in the classroom? Through years of classroom experimentation, we've come up with a set of steps and phrases we find motivate students to earnestly engage with your TPS ... [More >>](#)




 Teaching Excellence Workshops >>	 Collaboration of Astronomy Teaching Scholars >>	 Astrolrmer@CAE >>	 Who Teaches Astro 101? >>
---	---	--	--

» More Teaching Strategies


 **Hot Reading to Help You**
Have a Cool Summer While Preparing for Fall
In our Teaching Excellence Workshops, we mention many articles and books worth reading—or, as we like to tell our students, articles and books "worth knowing"—related... [More >>](#)

 **Lecture-Tutorials: A How-To Guide**
In This Month's Teaching Strategy, we are highlighting our expanded Lecture-Tutorials How-To Guide with a more comprehensive set of guidelines originally published... [More >>](#)

 **Think-Pair-Share:**
A Revised "How-To" Guide
Faculty often ask us what they can do to "get out of lecture mode" in their classrooms. After completing a CAE Teaching Excellence Workshop, participants commonly... [More >>](#)

[Additional Teaching Strategies >>](#)

» Seeing the Universe through NASA's Eyes

 **NASA's Image of the Day Gallery**
Light Toned Deposit in the Aureum Chaos Region on Mars
The High Resolution Imaging Science Experiment (HiRISE) camera aboard NASA's Mars Reconnaissance Orbiter acquired this closeup image of a light-toned deposit in Aureum Chaos, a 368 kilometer (229 mile) wide area in the eastern part of Valles Marineris, on Jan. 15, 2015, at 2:51 p.m. local Mars time.... [Read More >>](#)



CAE

Center for Astronomy Education

» Dedicated to the professional development of introductory astronomy instructors

Home

Workshops

• About the Presenters

Instructional &
Workshop Materials

AstroIner@CAE

Teaching Strategies

CATS

College Locator

CAE AAS Plenary Talk

Publications

CAE on Facebook

Seeing the Universe

Outside Resources

About Us

Contacts

Join Our Mailing List

Home > Workshops >

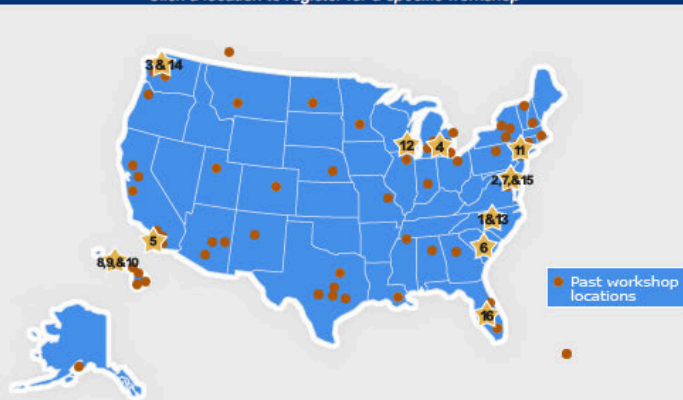
Workshops

Teaching Excellence Workshops

Since 2004, CAE workshops have reached 3,554 participants from all 50 states, DC, Puerto Rico, Canada, South America, Europe, Asia, and Africa.

Workshops Locations

Click a location to register for a specific workshop



Fall/Winter 2014/15


1. [Jamestown, North Carolina](#)
Regional Teaching Exchange
October 4, 2014
2. [College Park, Maryland](#)
New Faculty Workshop
November, 2014
3. [Seattle, Washington](#)
Tier I, CATS
January 3 - 4, 2015

Spring/Summer 2015

4. [East Lansing, Michigan](#)
Regional Teaching Exchange
April 10, 2015
5. [Oceanside, California](#)
Regional Teaching Exchange
May 2, 2015
6. [Orangeburg, South Carolina](#)
Tier I, CATS
June 13-14, 2015
7. [College Park, Maryland](#)
New Faculty Workshop
June 22-25, 2015
8. [Honolulu, Hawaii](#)
Tier I, Special Topics
August 4, 2015

Fall/Winter 2015/2016

12. [Milwaukee, Wisconsin](#)
Tier I, CATS
September 26-27, 2015
13. [Jamestown, North Carolina](#)
Regional Teaching Exchange
October 3, 2015
14. [Everett, Washington](#)
Regional Teaching Exchange
October 17, 2015
15. [College Park, Maryland](#)
New Faculty Workshop
November, 2015
16. [Kissimmee, Florida](#)
Tier I
January 3-4, 2016



- Home
- Workshops
- Instructional & Workshop Materials**
- AstroIner@CAE
- Teaching Strategies
- CATS
- College Locator
- CAE AAS Plenary Talk
- Publications
- CAE on Facebook
- Seeing the Universe
- Outside Resources
- About Us
- Contacts
- Join Our Mailing List

Home > Instructional & Workshop Materials >

Instructional & Workshop Materials

Workshop Materials for Past Participants

[Click here to receive NASA Stickers](#)

- Images from Lecture-Tutorials for Introductory Astronomy, Third Edition**

Here you will find individual .jpg versions of all the artwork in Lecture-Tutorials for Introductory Astronomy, Third Edition. You will also find Power Point slides of each image grouped by sections in the book.

 - [Images from Lecture-Tutorials for Introductory Astronomy, Third Edition](#) (Zip, 41.69 MB)
- Classroom Materials**
 - [A-B-C-D Voting Card](#) (PDF, 115 KB)
- Radio Curriculum**
 - [Lecture-Tutorial: Rotation, Vibration, and Synchrotron Radiation – Astronomical Interactions of Light and Matter](#) (DOCX, 928 KB)
 - [Lecture Slides: Rotation, Vibration, and Synchrotron Radiation – Astronomical Interactions of Light and Matter](#) (PPTX, 3.94 MB)
 - [Assessment Questions: Rotation, Vibration, and Synchrotron Radiation – Astronomical Interactions of Light and Matter](#) (DOCX, 695 KB)
- Unpublished Ranking Tasks**
 - Apparent & Absolute Magnitude
 - [Activity 1](#) (PDF, 151 KB)
 - [Activity 2](#) (PDF, 78 KB)
 - [Activity 3](#) (PDF, 80 KB)
 - [Activity 4](#) (PDF, 70 KB)
 - Doppler Shift
 - [Activity 1](#) (PDF, 145 KB)
 - [Activity 2](#) (PDF, 72 KB)
 - [Activity 3](#) (PDF, 70 KB)
 - [Activity 4](#) (PDF, 68 KB)
 - Gravity
 - [Activity 1](#) (PDF, 95 KB)
 - [Activity 2](#) (PDF, 346 KB)
 - [Activity 3](#) (PDF, 64 KB)
 - [Activity 4](#) (PDF, 287 KB)
 - [Activity 5](#) (PDF, 398 KB)
 - [Activity 6](#) (PDF, 74 KB)
 - [Activity 7](#) (PDF, 116 KB)

NSF: Collaboration of Astronomy Teaching Scholars (CATS)

- Leilani Arthurs, UNL
- Duncan Brown, Syracuse Univ.
- Sanlyn Buxner, Univ. of Arizona
- David Consiglio, Bryn Mawr College
- Tim Chambers, U Michigan
- Steve Desch, Guilford Tech. CC
- Doug Duncan, CU Boulder
- Jeffrey Eckenrode, Pacific Science CTR
- Tom English, Guilford Tech. CC
- John Feldmeier, Youngstown State Univ.
- Amy Forestell, SUNY New Paltz
- Rica French, MiraCosta College
- Adrienne Gauthier, Dartmouth
- Pamela Gay, SIU-Edwardsville
- Dennis Hands, High Point Univ.
- Kevin Hardegree-Ullman, University of Toledo
- Melissa Hayes-Gehrke, Univ. of Maryland
- Seth Hornstein, CU Boulder
- David Hudgins, Rockhurst Univ.
- Chris Impey, Univ. of Arizona
- Jessica Kapp, Univ. of Arizona
- John Keller, Cal Poly SLO
- Julia Kregenow, Penn State
- Michelle Wooten, Univ of Alabama
- Kevin Lee, UNL & NSF
- Patrick Len, Cuesta College
- Chris Lintott, Univ. of Oxford
- Michael LoPresto, Henry Ford CC
- Daniel Loranz, Truckee Meadows CC
- Julie Lutz, Univ. of Washington
- Danny Martino, Santiago Canyon College
- Benjamin Mendelsohn, West Valley College
- Ed Montiel, Louisiana State University
- Peter Newbury, Univ. of British Columbia
- Lee Powell, UN Kearney
- Matthew Price, Ithaca College
- Jordan Raddick, Johns Hopkins Univ.
- Alex Rudolph, Cal Poly - Pomona
- Travis Rector, Univ. of Alaska
- Paul Robinson, Westchester CC
- Wayne Schlingman, Ohio State
- Sébastien Cormier, San Diego College
- Colin Wallace, UNC
- Kathryn Williamson, NRAO
- James Wysong Jr., Hillsborough CC
- Todd Young, Wayne St. College



Getting Our “Challenges” on the Table

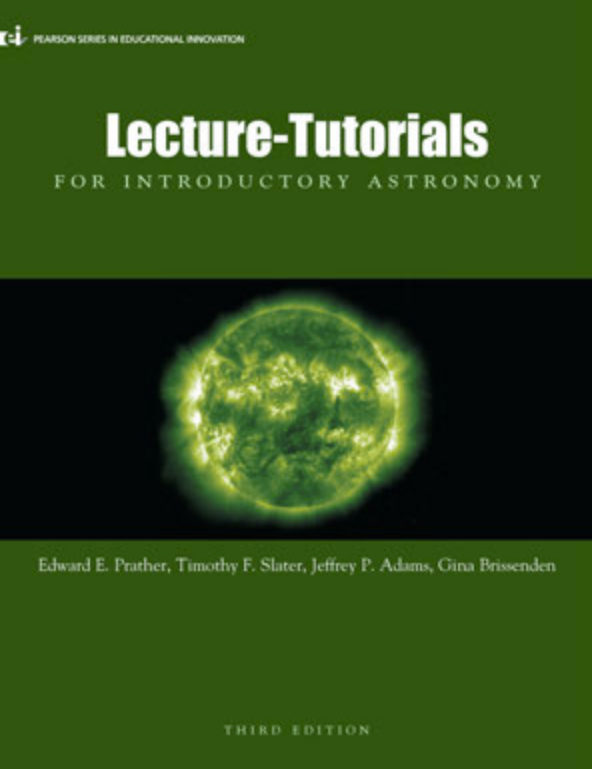
- Time, time, time!
- Department support
- Teaching resources
- Etc...

The REAL challenge is IMPLEMENTATION!!!!



What Can I do Besides Lecture to Engage Students in their Learning?

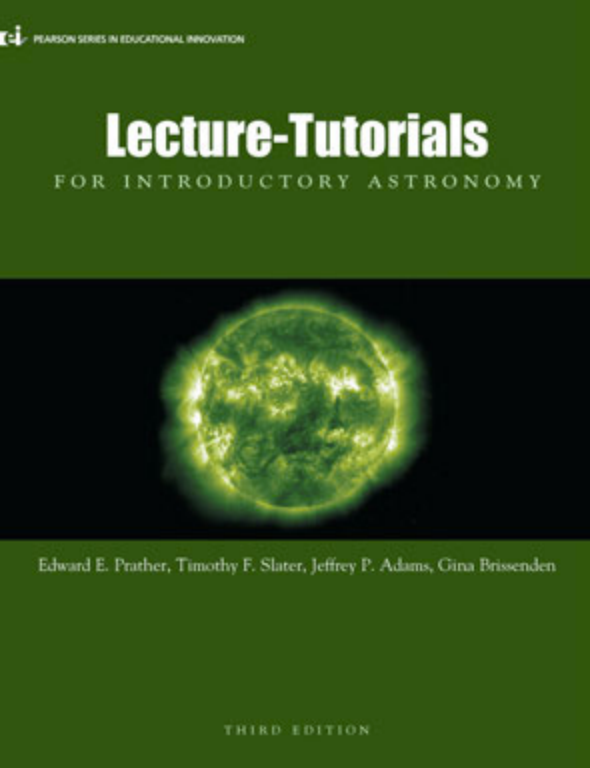
- Ask students questions (not all questions are equal)
- In-class writing (with or without discussion)
 - Muddiest Point
 - Summary of Today's Main Points
 - Writing Reflections
- Use interactive videos, demonstrations, animations, and simulations
- Think-Pair-Share or PeerInstruction
- Small Group Interactions
 - Concept Maps
 - Case Studies
 - Sorting Tasks
 - Ranking Tasks
 - Lecture-Tutorials
- Student Debates (individual/group)
- Whole Class Discussions



Lecture-Tutorials

Instructional strategies designed to get your students thinking deeply about astronomy everyday ... and in almost any class setting.






Lecture-Tutorials

Design Criteria:

- Each LT should address a main topic commonly taught in Astro 101
- Require no equipment
- Require only about 10-15 minutes to complete
- Start with questions accessible to most students following a lecture
- Target students' conceptual and reasoning difficulties
- Use multiple representations to increase students' discipline fluency

Lecture-Tutorials

FOR INTRODUCTORY ASTRONOMY



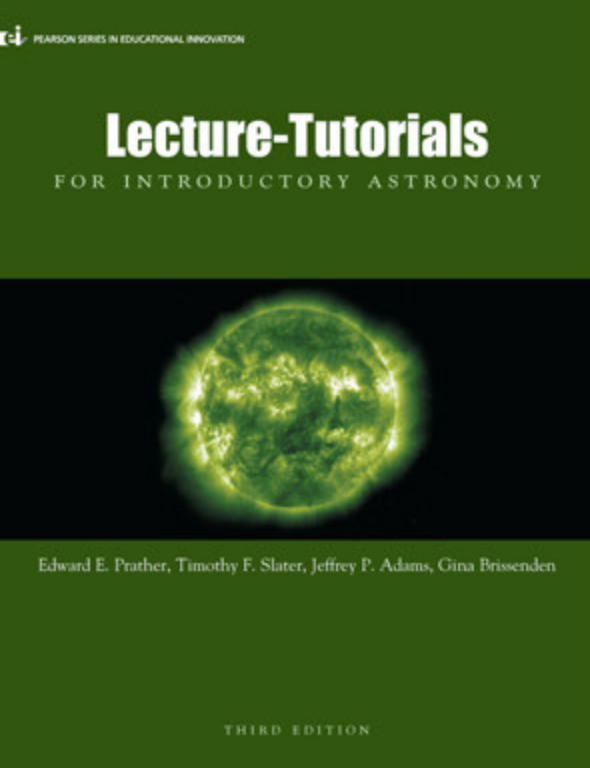
Edward E. Prather, Timothy F. Slater, Jeffrey P. Adams, Gina Brissenden

THIRD EDITION

Lecture-Tutorials

Table of Contents

The Night Sky	
Position	1
Motion	3
Seasonal Stars	7
Solar vs. Sidereal Day	11
Ecliptic	13
Star Charts	19
Fundamentals of Astronomy	
Kepler's Second Law	21
Kepler's Third Law	25
Newton's Law and Gravity	29
Apparent and Absolute Magnitudes of Stars	33
The Parsec	37
Parallax and Distance	41
Spectroscopic Parallax	45
Nature of Light in Astronomy	
Electromagnetic (EM) Spectrum	47
Telescopes and Earth's Atmosphere	51
Luminosity, Temperature, and Size	55
Blackbody Radiation	59
Types of Spectra	63
Light and Atoms	65
Analyzing Spectra	71
Doppler Shift	75
Our Solar System	
The Cause of Moon Phases	81
Predicting Moon Phases	85
Path of the Sun	89
Seasons	93
Observing Retrograde Motion	99
Earth's Changing Surface	101
Greenhouse Effect	105
Temperature and Formation of Our Solar System	111
Sun Size	113
Stars, Galaxies, and Beyond	
H-R Diagram	117
Star Formation and Lifetimes	119
Binary Stars	121
Motion of Extrasolar Planets	125
Stellar Evolution	133
Milky Way Scales	135
Galaxy Classification	139
Dark Matter	143
Looking at Distant Objects	149
Making Sense of the Universe and Expansion	151
Hubble's Law	155
Expansion of the Universe	161
Expansion, Lookback Times, and Distances	163
The Big Bang	165



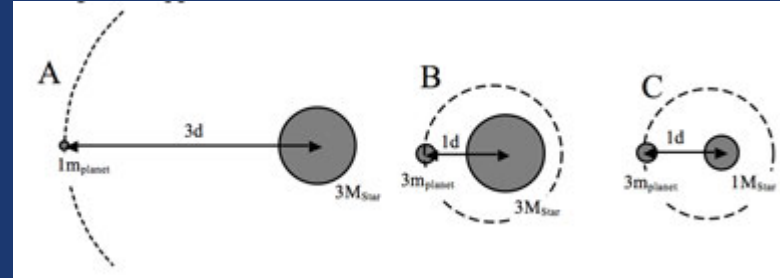
Lecture-Tutorials

Instructional Framing: Post-lecture, pencil and paper activities, that use a Socratic dialogue-driven, highly-structured collaborative learning methodology to help students elicit, confront and resolve their naïve beliefs and reasoning difficulties, and improve their critical thinking skills and develop scientifically robust conceptual models.

Research on a Lecture-Tutorial Approach to Teaching Introductory Astronomy for Non-Science Majors, Prather, E. E.; Slater, T. F.; Adams, J. P.; Bailey, J. M.; Jones, L. V.; Dostal, J. A., [Astronomy Education Review](#), 3(2) 2005

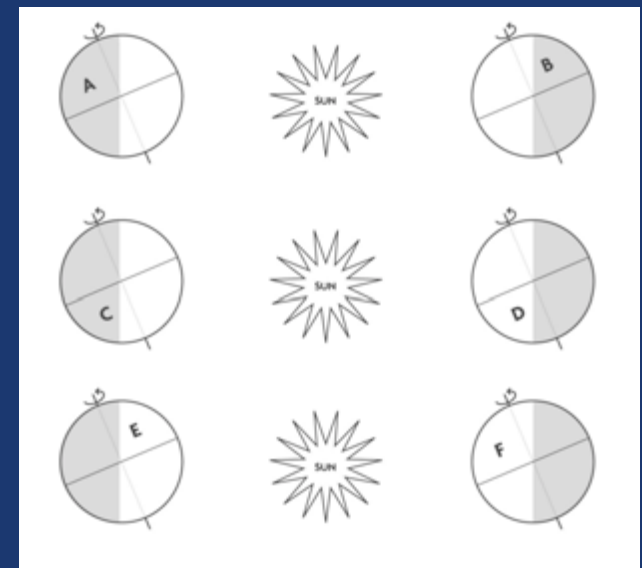
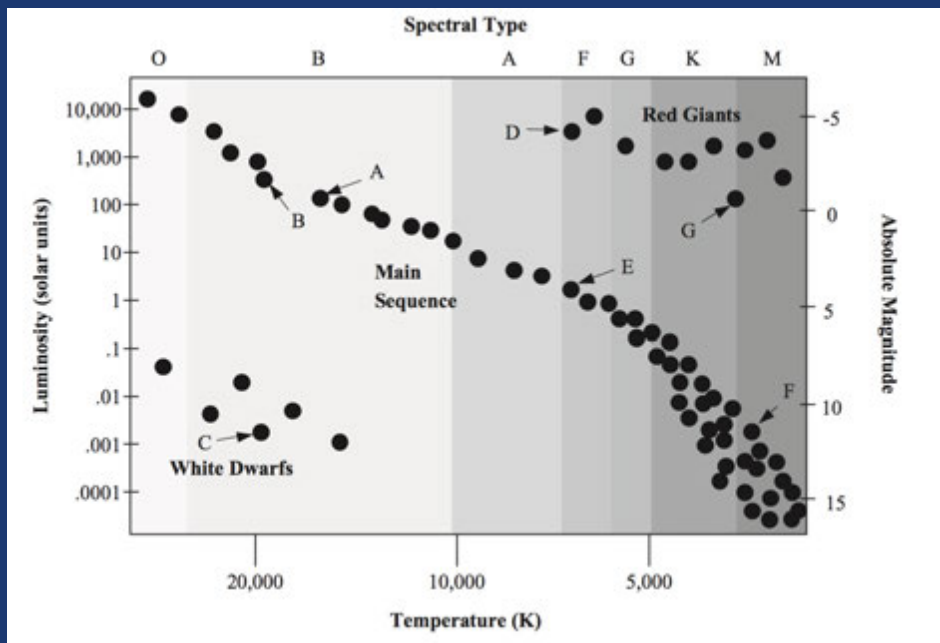
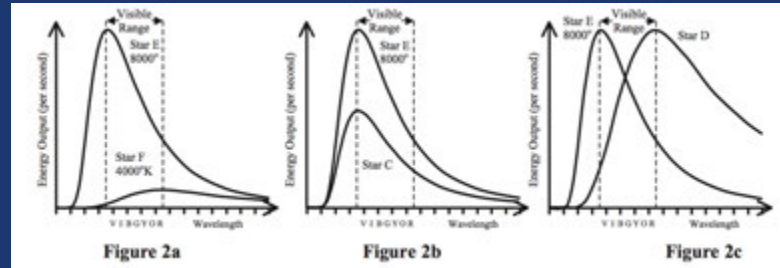
Clickers as Data Gathering Tools and Students' Attitudes, Motivations, and Beliefs on Their Use in this Application, Prather, E. E., and Brissenden, G., [Astronomy Education Review](#), 8(1), 2009.

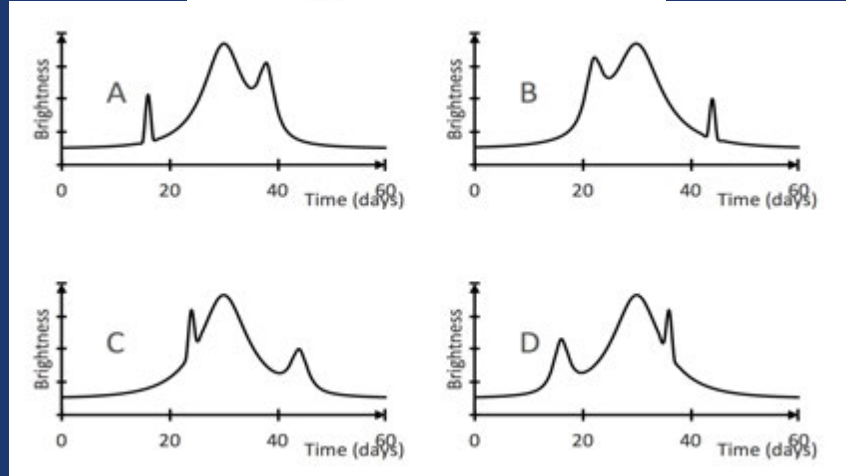
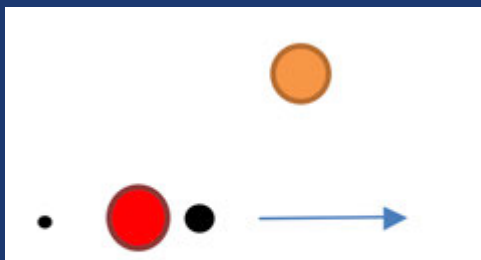
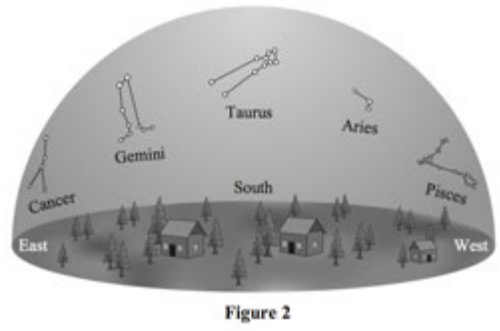
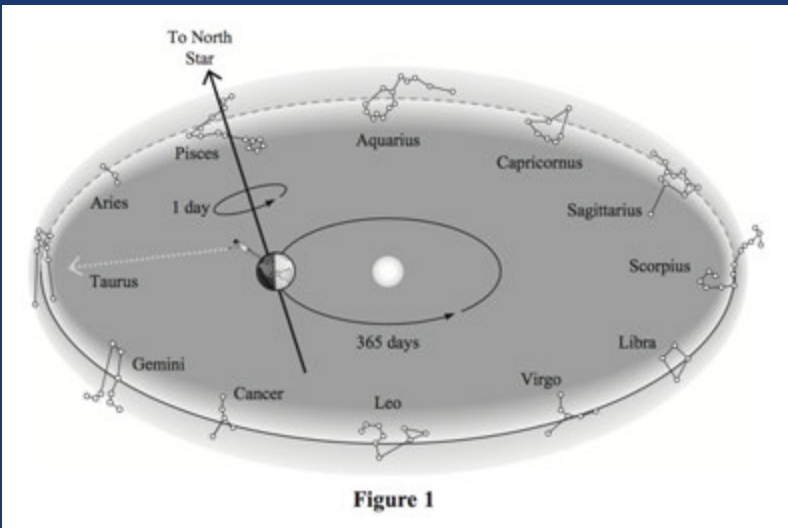
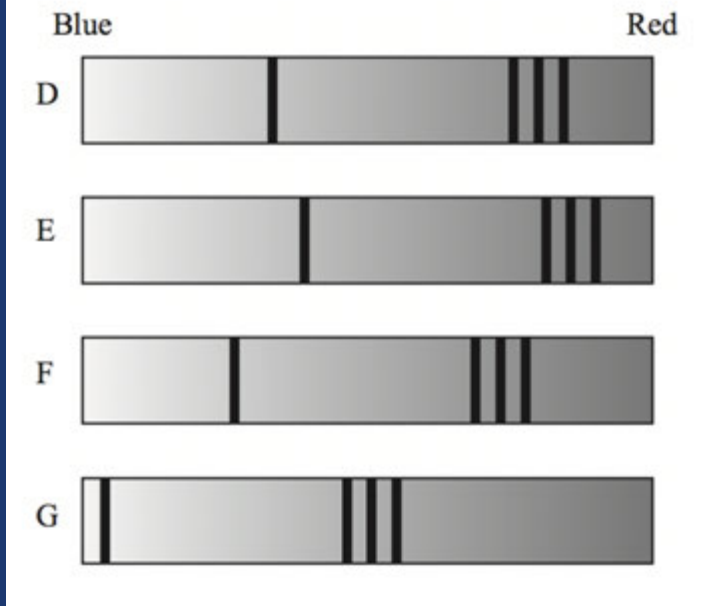
STAR	Wavelength of Absorption line
A	649 nm
B	656 nm
C	658 nm
D	647 nm



Student 1: The phase of the Moon depends on how the Moon, Sun, and Earth are aligned with one another. During some alignments only a small portion of the Moon's surface will receive light from the Sun, in which case we would see a crescent Moon.

Student 2: I disagree. The Moon would always get the same amount of sunlight; it's just that in some alignments Earth casts a larger shadow on the Moon. That's why the Moon isn't always a full Moon.

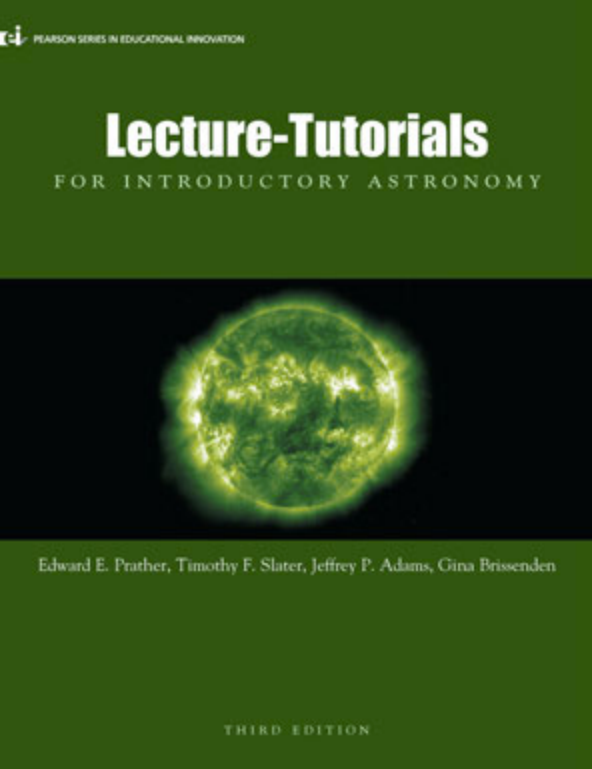




Idealized Classroom Implementation

- Professor lectures for approximately 20 minutes on core ideas of the topic to prepare students for working on the activity learning activity.
- Students are posed conceptually challenging questions on the presented lecture material to set the stage for the collaborative learning activity to come.
- Class is divided into pairs or small groups and instructed to work collaboratively and reach consensus on the questions presented during the activity.
- Instructor circulates through the room listening to student conversations and works with student groups only if hands are raised.





Lecture-Tutorials

Lets Do One!!



Idealized Classroom Implementation

- Instructor provides time-stamps approximately every 5-8 minutes to maintain overall class progress.
- When approximately 70% of students are on last part/page of the activity, instructor asks students to raise their hand if they are on the last part/page or done, then says “You’ve got a few more minutes.”
- Instructor “debriefs” the activity interactively, working with the students to highlight the difficulties in reasoning and common errors.
- Instructor returns to lecture mode on next course topic.



The Devil is in the Implementation!

- How do you motivate students to do in-class activities - at the beginning of your course and throughout the semester?
- Why does it matter if the students talk to each other and come to consensus?
- What do you need to do, prior to creating your lecture, so that you create an effective PRE-activity lecture? What should your lecture include? What should your lecture not include?
- What do you do while your students are doing the in-class activity?
- How do you manage and communicate time limits while students are doing your in-class activities
- How do you estimate how long the activity will take?

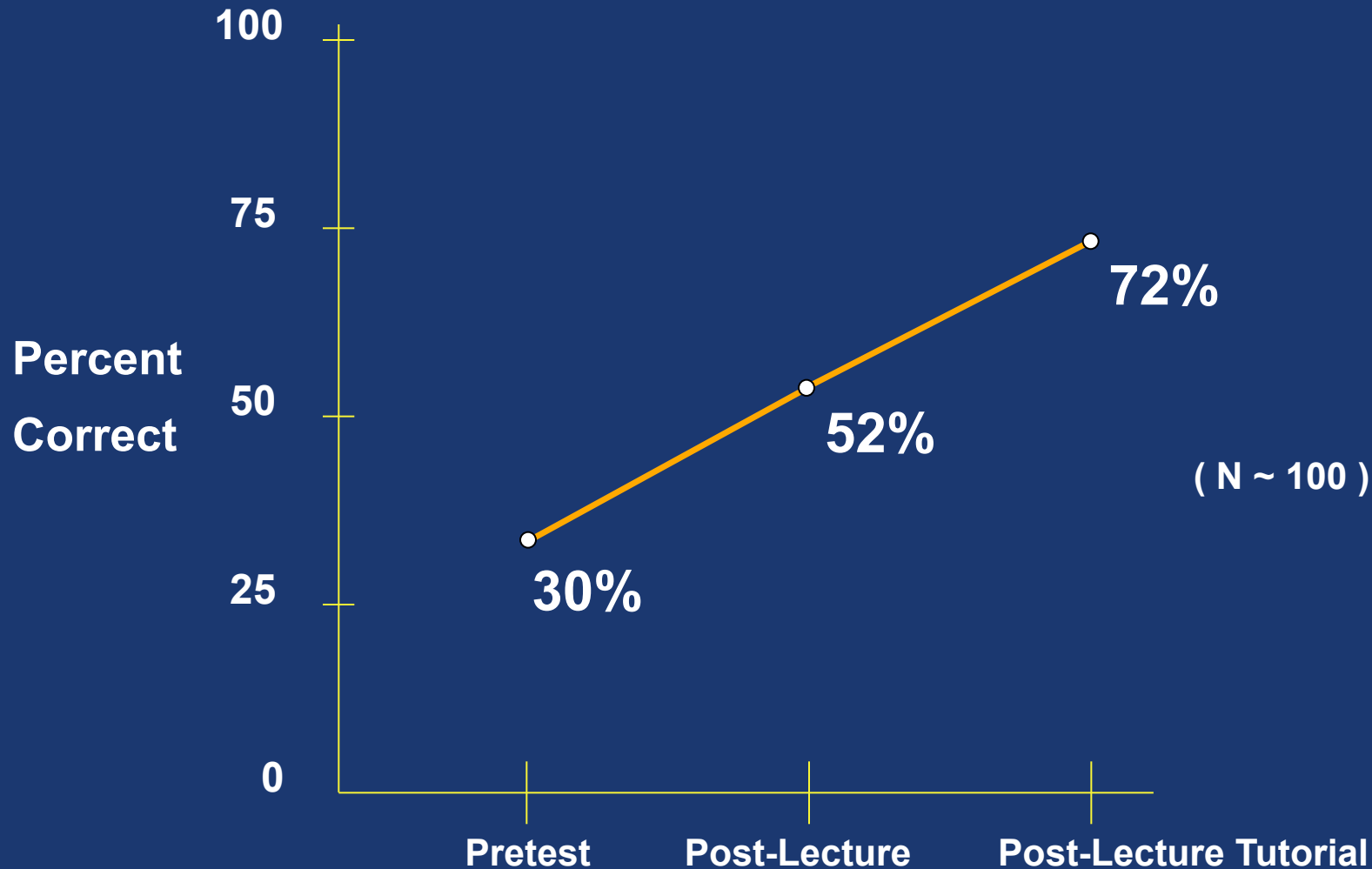
The Devil is in the Implementation!

- When/Why should you ask a group member to read the question they are working on aloud to you?
- When/Why should you answer a group's question with another question?
- When/Why should you ask one member of a group what the other student in their group wrote or what they were thinking when they wrote their answer?
- When/Why should you pause the entire class to discuss a particular question?
- When/Why should you ask your students to work with a different partner?
- What do you do with a group that is clearly not working together?
- What do you do with a group of students that is not even working?

The Devil is in the Implementation!

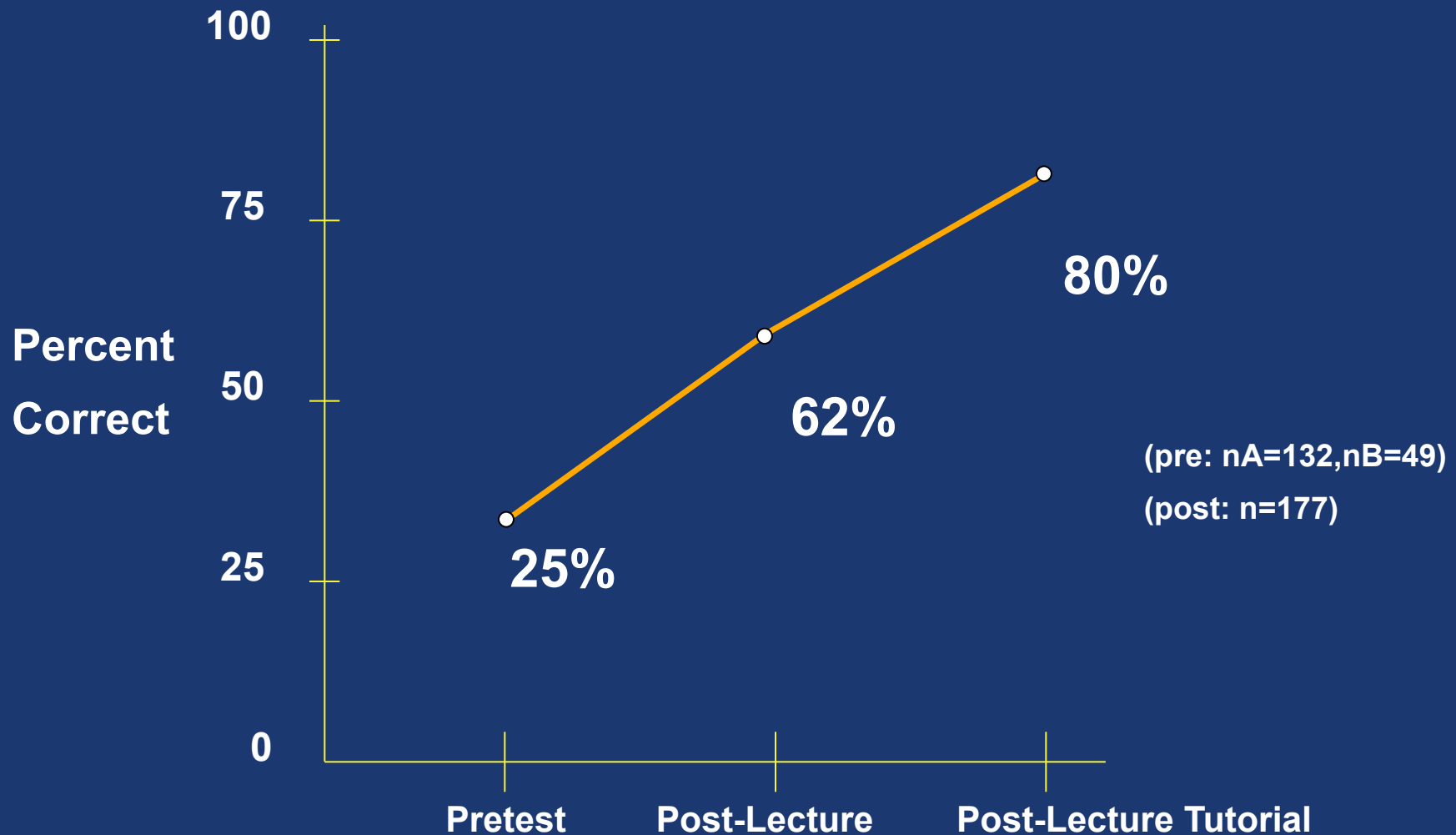
- Is it okay to end the in-class activities even if everyone is not done?
- What are effective and in-effective ways to debrief in-class activities?
- How do you make your students realize what activity content they are accountable for on the exam and whether or not they need to do some more studying?
- When or why should you, or should you not, provide solutions to in-class activities?

The Results from our Research to Validate the Effectiveness of Lecture-Tutorials.



Research on a Lecture-Tutorial Approach to Teaching Introductory Astronomy for Non-Science Majors, Prather, E. E.; Slater, T. F.; Adams, J. P.; Bailey, J. M.; Jones, L. V.; Dostal, J. A., Astronomy Education Review, 3(2) 2005

The Results from our Research to Validate the Effectiveness of Lecture-Tutorials: Using Clickers.



Clickers as Data Gathering Tools and Students' Attitudes, Motivations, and Beliefs on Their Use in this Application, Prather, E. E., and Brissenden, G., *Astronomy Education Review*, 8(1), 2009.