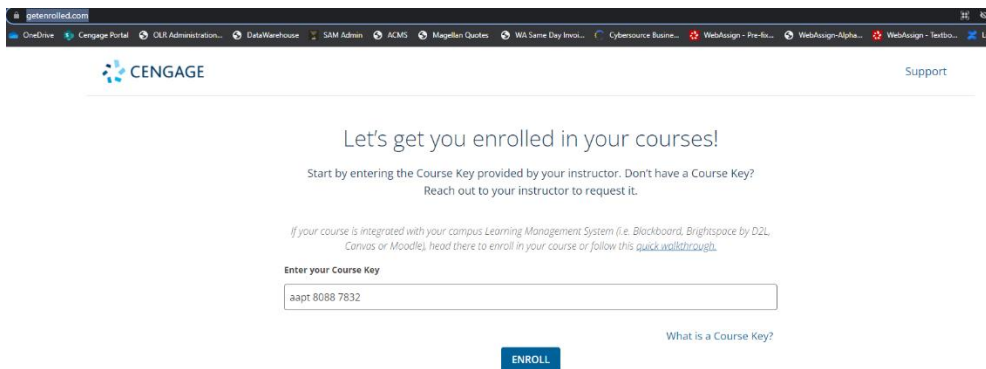


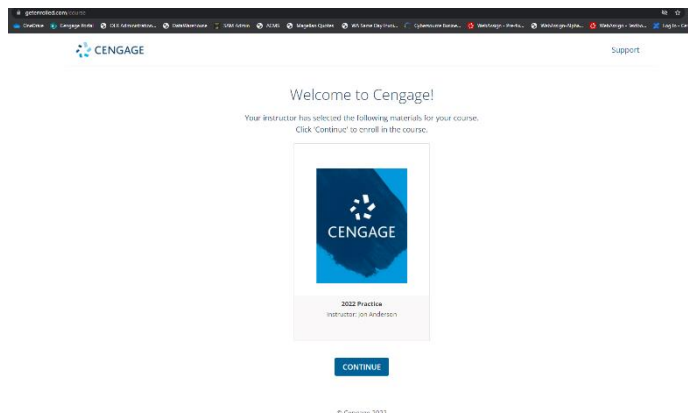
Student will log in at <https://www.getenrolled.com/>

Enter the course key and click on 'Enroll'



The screenshot shows the Cengage enrollment page. At the top, there is a navigation bar with the Cengage logo on the left and a 'Support' link on the right. The main heading reads 'Let's get you enrolled in your courses!'. Below this, there is a sub-heading: 'Start by entering the Course Key provided by your instructor. Don't have a Course Key? Reach out to your instructor to request it.' A note follows: 'If your course is integrated with your campus Learning Management System (i.e. Blackboard, Brightspace by D2L, Canvas or Moodle), head there to enroll in your course or follow this [quick walkthrough](#).' Below the note is a text input field labeled 'Enter your Course Key' containing the text 'aapt 8088 7832'. To the right of the input field is a link that says 'What is a Course Key?'. Below the input field is a blue button labeled 'ENROLL'.


Click 'Continue' to enroll in the course



The screenshot shows the Cengage welcome page. At the top, there is a navigation bar with the Cengage logo on the left and a 'Support' link on the right. The main heading reads 'Welcome to Cengage!'. Below this, there is a sub-heading: 'Your instructor has selected the following materials for your course. Click "Continue" to enroll in the course.' Below the sub-heading is a card featuring the Cengage logo and the text '2022 Practice Instructor: Jon Anderson'. Below the card is a blue button labeled 'CONTINUE'.

If the student has an existing WebAssign account they will log in with their username and password.

If they do not have an account, they will click on 'Create Account'



The screenshot shows the Cengage sign-in page. At the top, there is the Cengage logo. Below the logo is the heading 'Sign In'. Underneath the heading is a text input field labeled 'Email' with a cursor inside. Below the input field is a blue button labeled 'NEXT'. At the bottom of the page, there is a link that says 'Need help signing in?' and a yellow button labeled 'New User? Create Account'.



What type of user are you?

STUDENT

OR

INSTRUCTOR

Returning User? [Sign in](#)



Email Search

\* means a required field

Email\*


da339047@gmail.com

6-100 chars, email format

NEXT

Returning User? [Sign in](#)

After they have completed their account set up they will need to check their email for the activation email and click on 'activate Cengage account'

Welcome to Cengage 

Cengage <no-reply@cliammail.cengage.com>  
to me

5:06 PM (0 minutes ago) ☆ ↶



Welcome to Cengage!

One More Step to Create Your Account!


Please click the button below to activate your Cengage account.

This link expires in 1 day.

ACTIVATE CENGAGE ACCOUNT

Your user ID is [da339047@gmail.com](#).

Cengage uses industry leading account management and verification platforms including Okta and SheerID to securely set up your account and protect your data.



**Set your password**

Password requirements: at least 8 characters, a lowercase letter, an uppercase letter, a number, no parts of your username.

New password

Repeat password

**SET PASSWORD**

[Back to Sign in](#)

After the student creates their password, it will launch them to Cengage.

They will then click on the course title and will be directed to the WebAssign course.



**My Home**

- Danielle
- My Home
- Courses
- Catalog and Study Tools
- Rental Options
- College Success Tips
- Career Success Tips
- Help
- Give Feedback




**2022 Practice**  
Instructor: Jon Anderson  
Access ends 5/16/22

**Need a hardcopy version of your textbook?**

With a Cengage Unlimited or Cengage Unlimited eTextbooks subscription you can get at least 4 FREE rentals (+ \$7.99 S&H each).

[Learn more](#)

Your Study Materials



ds339047@gmail.com (SignOut)

home My Assignments Grades Communication Calendar

**Home**

INSTRUCTOR  
**Jon Anderson**  
American Association of Physics Teachers, MD

CURRENT COURSE  
1022, section Practice,

My Assignments	
Name	Due
<a href="#">Practice 2018 Physics Bowl Questions: Division 01</a>	Mon, May 2, 2022, 11:58 PM EDT
<a href="#">Practice 2018 Physics Bowl Questions: Division 02</a>	Mon, May 2, 2022, 11:58 PM EDT
<a href="#">Practice 2017 Physics Bowl Questions: Division 02</a>	Mon, May 2, 2022, 11:58 PM EDT
<a href="#">Practice 2017 Physics Bowl Questions: Division 01</a>	Mon, May 2, 2022, 11:58 PM EDT
<a href="#">Practice 2016 Physics Bowl Questions: Division 02</a>	Mon, May 2, 2022, 11:58 PM EDT
<a href="#">Practice 2016 Physics Bowl Questions: Division 01</a>	Mon, May 2, 2022, 11:58 PM EDT
<a href="#">Practice 2015 Physics Bowl Questions: Division 02</a>	Mon, May 2, 2022, 11:58 PM EDT
<a href="#">Practice 2015 Physics Bowl Questions: Division 01</a>	Mon, May 2, 2022, 11:58 PM EDT
<a href="#">Practice 2014 Physics Bowl Questions: Division 02</a>	Mon, May 2, 2022, 11:58 PM EDT
<a href="#">Practice 2014 Physics Bowl Questions: Division 01</a>	Mon, May 2, 2022, 11:58 PM EDT

**My Class Insights**

Make the most of your time.

- Target the topics you need to study.
- See which topics you know.
- Ace your exam.

[View My Class Insights](#)

**Announcements**

No Current Announcements

**My Calendar**